

A Message from the CEO

We're delighted to present this edition of WoolClip News.

In WC News you will receive the latest WoolClip updates, information and innovations, tips to add greater value to each job and make using WC easier, plus, see the successful results of new and evolving projects using WoolClip such as the eBale traceability project.

WoolClip Users have quickly worked out that this exciting technology improves the timeliness, quality and efficiency of information from wool shed to wool store.

Some of the highlights to date include:

- *Over 105,000 bales have been entered into WoolClip by Wool Classers, Owner/Managers or Wool Pressers since it started in the second half of 2018.*
- *The declaration rates of the current NWD are running at 98%.*
- *Traceability: Over 7,000 eBale tags scanned on-farm with each unique ID included in data files for download by wool stores.*
- *The success and flexibility of the WoolClip support team. "We work when you work".*
- *Great feedback has been received from Users.*

With spring shearing kicking off, it is the right time to consider using WoolClip. With Wool Classers and Wool Growers getting busier, our Support Team offers short training sessions to get you going quickly after hours or over weekends.

One of many rewarding aspects of WoolClip is seeing the positive outcomes for classers, growers and marketing organisations. See what just some of our Users have to say in the Testimonials section of this newsletter.

This is only the beginning and there is so much more to come.

Mark Grave
CEO, AWEX

New to WoolClip?

WoolClip is a Web and mobile App based service where Users enter on farm data (e.g. mobs & bales) to create and send Specifications, NWD and Consignments electronically to their Marketing Organisation (Broker or Private Treaty Merchant).

To get up and running quickly, intending and new Users are welcome to contact us for a short training session with one of our Support crew.

Registered Wool Classers can immediately Login to WoolClip (www.woolclip.com.au) **using their stencil number** as their User Name and their password (issued on last registration). *If you are unsure of your password, please contact WoolClip Support.*

Other Users (such as Owner/Managers, Wool Pressers, Shearing Contractors or Wool Representatives) must first register a User account by clicking on Create Account.

When first logging in each User is asked to verify their contact details by entering a mobile and email key.

Tip! If you are a Wool Classer that has an Owner/Manager wanting to register during shearing please refer them to our Support Team for quick registration.

Welcome to WoolClip

Remember Me

[Forgot Password](#) | [Forgot Username](#)

Need Help?
Login: Use Login if you are a Wool Classer or have previously created an Account. Use this option also if you are re-registering as a Wool Classer.
Create Account: Use this option if you want to set up a new WoolClip user Account (e.g. wool grower, wool presser). Do not use this option if you are a registered Wool Classer.

Wool Classer Re-registration. Click [here](#) if you need help.

Support and Training

Support and Training can be contacted on:
02 9428 6170
08 6263 4617 (WA)
email woolclip@awex.com.au

WoolClip Support and Training is delivered by Anna, Andrew, David, Fiona, Nigel and Kerri. All are experienced in wool shed activity and wool classing.

Support and Training is available after hours and over weekends. A training site is available for new and intending Users wanting to enter practice data.

Marketing Organisations

All auction Brokers, their wool store locations and numerous Private Treaty Merchants are recognised within WoolClip. If you cannot find a company, please let us know.

Recent Changes

- Australian Wool Network (WA) added.
- Arcadian, Landmark, Primaries WA, Rodwells, RuralCo and TWG Wool are now listed as Nutrien Wool.

Did you know?

A WoolClip Specification can have as many lines added as required. The Specification will automatically print and format over multiple pages where needed.

There is no requirement to create a new Specification for each 'page'.

National Wool Declaration (NWD)

Using WoolClip means having automatic access to the most up-to-date version of industry documentation. No more using old paperwork.

Version 8 of the NWD was released on July 1, 2020.

For those yet to use this version there are two changes:

- a) The Property 'Ceased Mulesing' question is now expressed as two questions, and
- b) The 'Pain Relief' (PR) Mob Mulesing Status has been renamed 'Analgesic/Anaesthetic' (AA).

Whilst updating to Version 8 we have also taken the opportunity to enhance the layout of the declaration screen.

Completing an NWD using WoolClip is a straightforward task where the Owner/Manager reviews the NWD form online and signs it.

How are documents sent?

After the User nominates the Marketing Organisation and Wool Store, WoolClip does the rest.

Once finalised, Specification and Consignment documents are emailed immediately to the administration sections of the companies.

Some recipients will also download this information in data form.

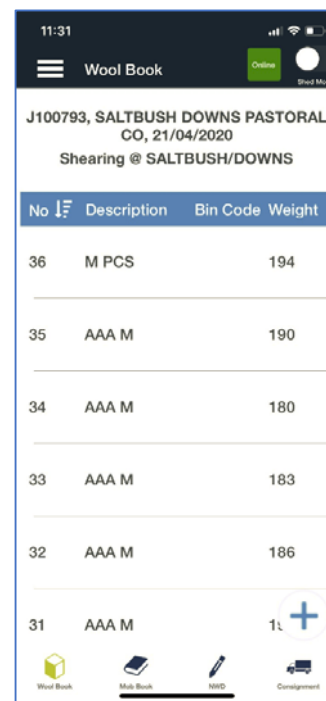
Using the mobile App

Data is entered into WoolClip via its web site or mobile App. The mobile App, downloaded from App stores to your smart phone or tablet, is specifically designed for wool-shed use *usually where there is limited or no mobile data connection*.

After downloading the Job details (entered via the web) to the App, the User can enter Mob, Bale, NWD and Consignment details. If there is no data connection, these details are stored on the device and uploaded once a connection is re-established.

The App is also used to scan eBale tags.

We recommend Users start using the web site before moving to the App.

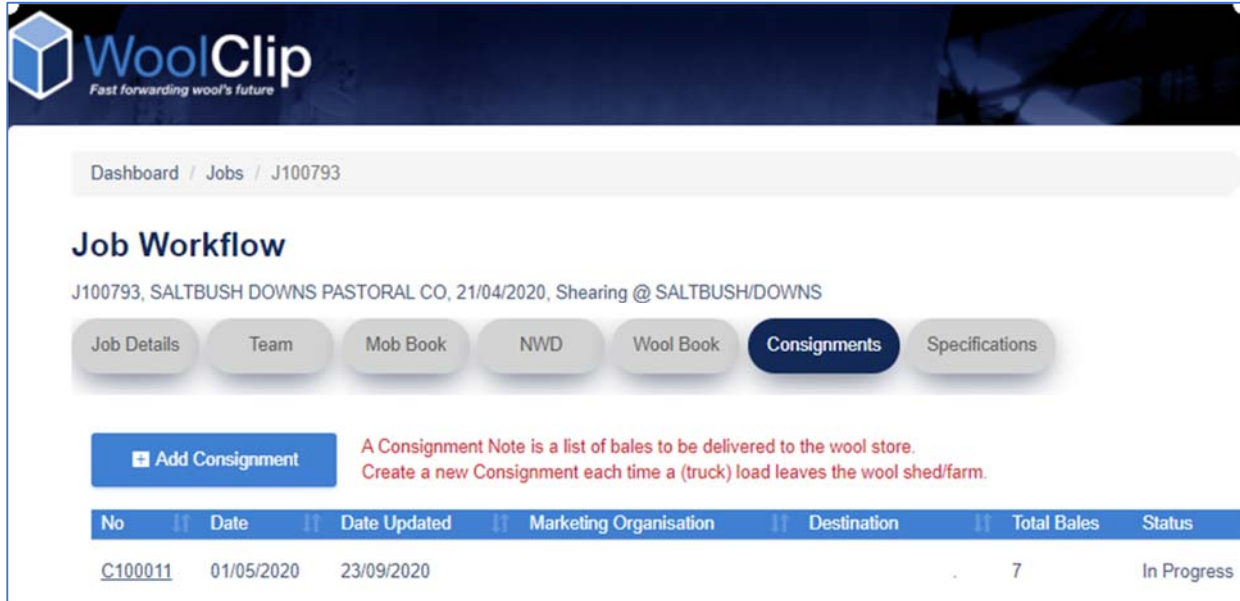


No	Description	Bin Code	Weight
36	M PCS		194
35	AAA M		190
34	AAA M		180
33	AAA M		183
32	AAA M		186
31	AAA M		11

Bulk Class

When adding a Bulk Class bale to the Wool Book, the User adds each portion with a brief description and estimated percentage.

These details are subsequently printed on a separate Specification page so the Bulk Class details can be forwarded to the rehandle department.



Dashboard / Jobs / J100793

Job Workflow

J100793, SALTBUSSH DOWNS PASTORAL CO, 21/04/2020, Shearing @ SALTBUSSH/DOWNS

Job Details Team Mob Book NWD Wool Book **Consignments** Specifications

[Add Consignment](#) A Consignment Note is a list of bales to be delivered to the wool store.
Create a new Consignment each time a (truck) load leaves the wool shed/farm.

No	Date	Date Updated	Marketing Organisation	Destination	Total Bales	Status
C100011	01/05/2020	23/09/2020			7	In Progress

Consignment explained

The handwritten Specification attempts to perform two functions – a lotting advice and a delivery summary. This can mean part or incomplete lines are included. WoolClip works by separating these functions.

Why do we do this?

To simplify and improve data and information flows between participants.

A WoolClip **Specification** provides lotting, selling and NWD instructions to the Marketing Organisation. A WoolClip Specification should contain complete lines (not part lines).

A WoolClip **Consignment** is a delivery summary of bales delivered from wool shed to wool store and is a record of bale movement. This is useful to a wool store, the carrier, and the owner, particularly those participating in Quality Schemes requiring documentary proof of movement.

Examples

For smaller Jobs requiring only one delivery, the Consignment and the Specification will usually contain the same bale numbers.

For larger Jobs there are often multiple truck loads (Consignments) and one or more Specifications. In this case a Consignment is completed for each load and a Specification, containing only complete lines, is completed each time the Marketing Organisation (or Owner/Manager) advises they need details of complete lines to start lotting, testing and selling.

Scenario: The Wool Classer has been advised that all bales of MLKS from the Job are to be lotted together. Over the course of the Job there have been three truckloads to the wool store, each of which contains 2 bales of MLKS (along with other bales). A total of 6 bales of MLKS are pressed for the Job.

In WoolClip a Consignment is built and sent for each truckload (each including 2 bales of MLKS). The Specification at the end of the Job will have a 6-bale line of MLKS. (If an earlier Specification had to be completed during the Job, as the Owner/Manager wanted the main lines from Mobs 1 and 2 lotted for sale, the MLKS line would not be on the earlier Specification (as the line was not yet complete).

Are Consignments built before Specifications?

WoolClip Consignments and Specifications can be built separately and independently, in any order.

What if the Owner/Manager has decided to hold the bales on farm?

If the Owner/Manager is a WoolClip User, the Owner/Manager can complete the Consignment(s) when the bales are despatched.

If the Owner/Manager is not a WoolClip User, the Wool Classer should complete and send the Consignment at the end of the Job. (The warehouse prefers to have the details early rather than not at all).

Do I need to enter the Carrier's details?

These are optional. If you do enter the Carrier's details (with contact details) the Carrier will receive an SMS/email link to their load summary, detailing the destination, bale numbers and total load weight.

Wool-ID: What is it?

A Wool-ID is a unique six-digit code that is generated by WoolClip when an **Owner/Manager** creates a WoolClip **Farm Account**. A Farm Account contains the Business Name Details, Farm Brand(s), Location(s) and PIC(s).

When a Wool-ID is added to a Job, it creates a link between the Job and the Owner/Manager's Farm Account. This means all the farm specific details do not need to be re-entered. This can be helpful for a Wool Classer who only needs to ask for a Wool-ID rather than all the individual details.

Do I need to use the Wool-ID? What if the Owner/Manager has not set up a WoolClip Farm Account?

A Job can be completed without entering a Wool-ID. The User simply enters the Trading Name and Farm details (PICs etc.) manually.

Advanced

More than one Wool Classer: One Job

Occasionally a Wool Classer can be called away during shearing and another fills in or completes the Job.

To handle this in WoolClip:

1. The User who has set up the Job adds each additional Wool Classer to the Team. They are allocated a role of Wool Classer along with their stencil number and email address.
2. If the additional Wool Classer(s) are WoolClip User(s), he/she can enter their classing outcomes. Alternatively, the original User can enter activity associated to the additional Wool Classer(s).
3. When adding a bale to the Wool Book, the stencil number is allocated according to the responsible Wool Classer.
4. The Specification can be built either by the User who set up the Job or any of the Wool Classer (Users).

Can bales classed by different Wool Classers be put together in the same line?

Yes. WoolClip will allow you to do this. The Specification document and data used by the Marketing Organisation will document this clearly.

eBale

AWEX has received excellent support from Wool Growers, Wool Classers and Wool Pressers with the on-farm trials of eBale over the last 12 months.

These trials involve the scanning of adhesive tags on the bale label, each containing a unique 24-digit number stored on an RFID chip, QR Code and human friendly text form.




The on-farm trials use the WoolClip App and are intended to evaluate read rates of tags, ease of use, speed of scanning and 'time and motion' studies.

The 'time and motion' study is to gain insight into *when* and *who* scans the tag in the wool shed taking into consideration the size and speed of the shed as well as the team size and skill sets.

Tip! Writing Farm Brands

When writing a Farm Brand that uses more than one line on the bale, use the forward-slash key "/" to indicate each new line. See example below.



is written as **SALTBUSH/DOWN**

Next Edition

- Benefits to a wool grower being a registered WoolClip User
- Bale Weight benefits:
 - Cuts/Head auto calculated,
 - Loading and Handling,
 - Insurance
- How to send a copy of your documents to your local Wool Representative
- How to check if other Team Members are WoolClip Users
- Working in 'Shed Mode'
- 'Suggest Lines' explained
- How to size your form via browser
- Master Classer and WoolClip: Rule changes
- SustainaWOOL and traceability
- eBale
- Testimonials

User Testimonials

"Admittedly, I was a little hesitant to jump onboard with WoolClip to complete our shearing documentation this year, but the training was so easy and thorough. Any concerns I had regarding using the App including not being IT savvy enough or having zero connectivity at our shearing shed very quickly disappeared.

Anna was incredibly flexible and scheduled a remote training session to suit my work schedule. We worked through the training program at a comfortable pace with plenty of opportunities to ask questions and I finished the session feeling confident to use the App for our shearing. Anna offered to answer any questions and to provide refresher training in the future if I felt I needed it, and honestly, nothing felt like too much trouble for her.

I used WoolClip to document our ewe shearing this year, and its implementation was surprisingly simple and made for a very pleasant introduction to online shearing documentation."

RT, NSW

"As a WoolClip User for several years now I've found the online program to be a logical, simpler, and much more time efficient process to create and complete specs. There's no margin for error, I can add to the speci each day and the program requires all the information such as the NWD, mob details, farmers details, brokers details to be completed before the speci can be finalised ensuring no missing info.

WoolClip eliminates the paper trail and there's no rushing to complete paperwork before leaving the shearing shed at the completion of a job thus eliminating speci errors. More importantly there's always a permanent electronic record of the finalised speci for me the classer and the farmer and the woolbuyer/broker to access and refer to it any time.

As well as electronic specs, the program also allows info from the shearing process to be stored in one place. For those farmers that want to, they can access info such as cut per head per mob either during shearing, or refer back to the information at a later date. David at AWEX provides fantastic online support when using the program. I'd recommend other wool classers who haven't used WoolClip yet to get on board and have a go, it's the way of the future in wool. The majority of farmers I deal with have really embraced the change to electronic specs via WoolClip."

RK, WA

"We were fortunate enough to trial the eBale WoolClip program on a 540 bale clip in South Australia. We found the program easy to use and completely accurate, it takes all the human error out of the equation and creating the wool specifications was extremely easy. With limited phone service we were able to use the App in Shed Mode and upload information when we had better coverage. The wool grower was extremely happy with the outcome and I'll certainly be recommending the use of WoolClip to other wool classers."

DJ, SA

"I have been using WoolClip and have found the program gives me great confidence in the production of wool specifications knowing that I have included all bales and duplicated none. The line building and Suggested Lines options greatly improve the speed and efficiency of specification production.

More recently I have found the App has increased my efficiency of data recording especially in Shed Mode when working in remote locations.

Having remote access by the owner to the National Wool Declaration has allowed for timely completion of specifications in cases both when the owner is not available at the shearing shed and when last minute changes require immediate production of wool specifications for wool to be offered for early sale.

The easy to read and easy to produce documentation, both specifications and consignment notes help close the communication gap between wool shed and wool store.

JB, VIC

"Since August 2018, I have incorporated WoolClip into my daily work routine. It's quick, professional, error free and easy to learn to use either on a smart phone or iPad.

I've created a form that I give to the grower to fill out mob sizes, mulesing and ages, which I enter on day one of the shed. This encourages the grower to register and I am able to help them in the shed if needed. The grower can declare their NWD electronically on their phone, which has been an asset to the program.

Once all set up, bales are entered as we go either by myself or the presser. This stops duplicate bale numbers and allows correct COP bale branding.

I use my lunch breaks to start entering bales into my classer's speci. This helps with consignment notes also. The advantage is on cut out day, data entry is up to date, bales and mobs have already been lotted together, so it's a quick check of the print draft, then finalised and sent. No loss of paper-work as the speci is already emailed to grower, wool broker and myself.

I love the fact that all the data you enter regarding mobs, wool books, and specifications are all there at your finger tips for both grower and classer. You can cross reference data that has been entered into WoolClip with monthly AWEX classer reports. This gives me the added bonus of checking to see if I can improve any lines to help meet the needs of the grower and buyer this season to the next."

KM, NSW

"WoolClip turned out to be a brilliant marketing tool for our wool. Using the App and electronic bale identifiers made traceability possible. This was the point of difference that enticed an Italian mill to buy our wool, during their lockdown, at a premium. The wool will be traced from our farm to product. Australian fashion label, Wolfgang Scout is in discussions to bring some of this fabric back to Australia to use in their collection. Provenance is increasingly important to customers, so we were delighted to find the App made this possible.

The other benefits were what we expected. Our classer enjoyed using it and being able to review the information, on or offline, away from the shed. The App prompts error free completion of the National Wool Declaration and there is an electronic record for future reference. This includes being able to check wool cut per head per mob.

The benefits of WoolClip, especially with marketing, were significant. We would not shear without it!"

B&SF, VIC

"The WoolClip App is both efficient and incredibly simple to use. I'm able to enter all relevant information offline, (e.g. mobs, bales, grower/marketing rep info and clip destination), and then upload and finalise the Speci once in service, which is necessary in Central Queensland.

Once the mob info is completed, I like to add bales progressively, either during breaks (great for big clips) or at the end of each day, taking 5-10 mins max.

Building a speci requires only a few short minutes and lines are easily matched and lotted via the 'Suggest Lines' and 'Match Similar Mobs' tabs.

Overall, I really appreciate this App and see it as a great advantage to the wool industry."

JW, QLD

"I am approaching 50 years as a Wool Classer. I have used WoolClip since it was released in 2013 along with each update of the program. With the latest version now including an easy to use App, and with the introduction of scanned labels in the future, I feel it is a must for Wool Classers to take up the use of WoolClip.

WoolClip has an easy to use Consignment note and produces an outstanding speci sheet, a necessity for the broker's lotting division. The current App has an excellent method to collect the mob information to produce an electronic declaration from the grower regardless where he may be during the shearing."

AR, NSW

"I have used this portal since late last year (2019), completing some 30 clips on it. I find that the ease of navigating through the various functions more than satisfactory (for a 67 yr old).

Many favourable reports received, both from Clients and Marketing Organisations, with clear and legible Specification being a common comment. After using WoolClip 1 for some years, I was sceptical on the function of this program, but I am now a fully converted User and would recommend it to one and all.

Giving me more data to share with clients (as per WoolClip 1) would make me a very happy chappy."

RS, VIC